

Wat is een sneeuwballendictee?

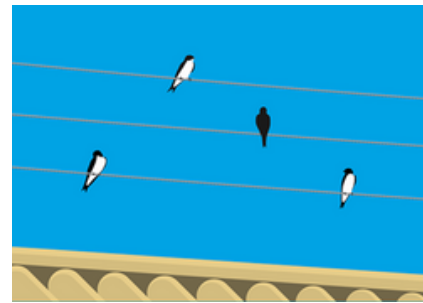
Een sneeuwballendictee is de ideale manier om nieuwe spellingsregels op een speelse, bewegende manier in te oefenen met de leerlingen. Doordat de woorden die aangeleerd werden tijdens de les gevisualiseerd worden, zullen ze de woorden ook beter begrijpen en sneller kunnen opslaan in het geheugen.


Hoe werkt een sneeuwballendictee?



- Knip de afbeeldingen uit dit bestand uit.
- Verfrommel de afbeeldingen tot propjes (= sneeuwballen)
- Verspreid de sneeuwballen over de klasoppervlakte
- Stel een timer in met 5' (of langer/korter indien gewenst)
- De leerlingen krijgen nu 5' de tijd om sneeuwballen van de grond op te rapen, open te vouwen en te kijken naar de afbeelding. Ze noteren zoveel mogelijk woorden in hun kladschrift. Ze mogen maar één sneeuwbal per keer mogen oprapen en moeten na het noteren van het woord de sneeuwbal terug in de klas gooien.
- Als de tijd voorbij is, stoppen de leerlingen met zoeken. Als ze nog bezig zijn met het opschrijven van een woord, mogen ze die nog afschrijven. Daarna verbetert de leerkracht de opgeschreven woorden. De leerling met de meeste correct geschreven woorden wint het spel.





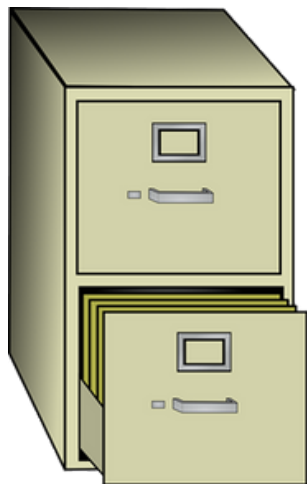
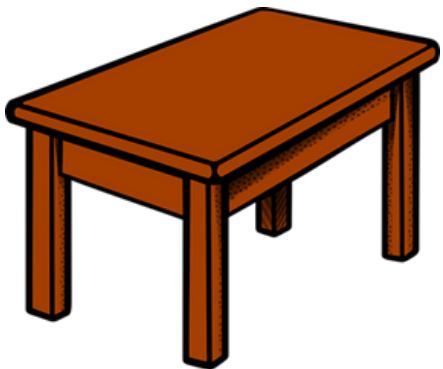
Woorden met aai, ooi, oei, eeuw, ieuw en uw













Woorden in het meervoud







3

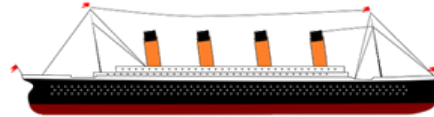





Verkleinwoorden









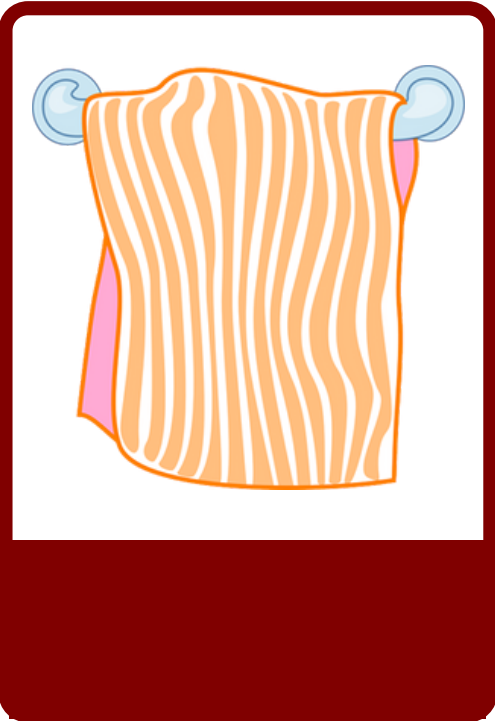








Woorden met d en t

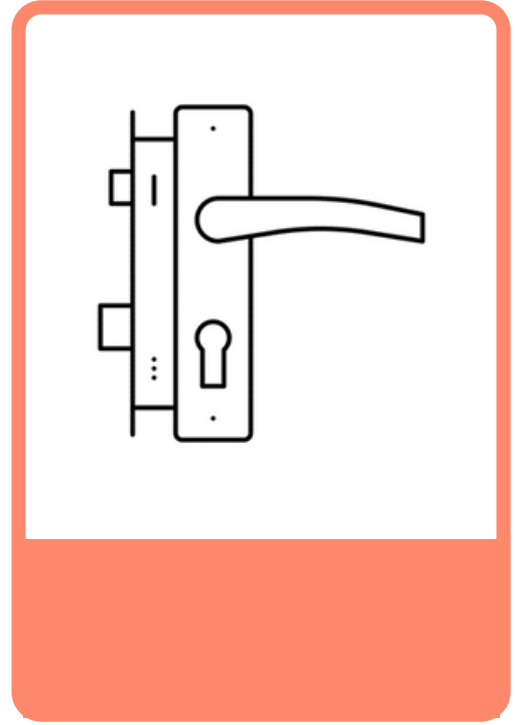














Woorden met ng en nk

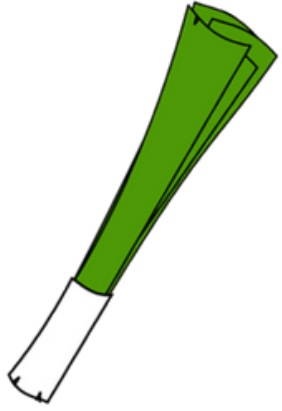


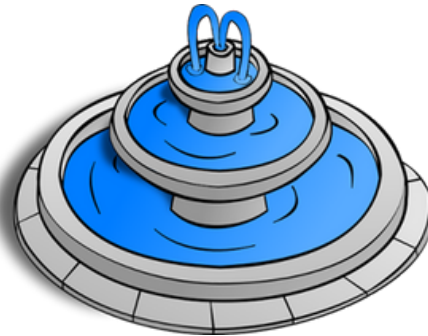




Woorden uit het ei-verhaal












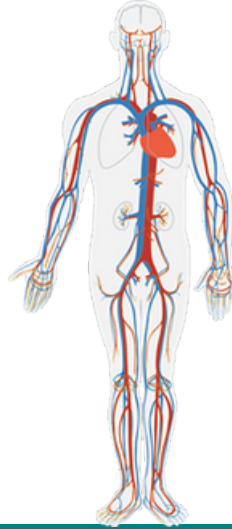



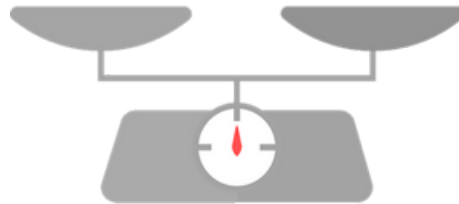
A musical score for the hymn "Amazing Grace". The score is written in 3/4 time and consists of two systems. The first system includes the lyrics: "A - ma - zing grace, how sweet the sound, that saved a wretch like me!" The second system includes the lyrics: "I once was lost, but now am found, was blind, but now I see." The score is presented on a white background with a grey footer.








Woorden met g, ch, gt en cht









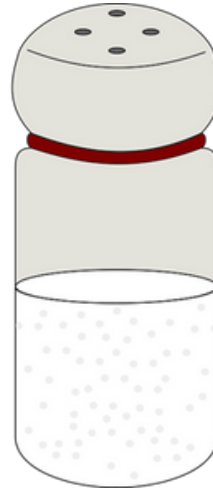


Woorden met au, auw, ou en ouw













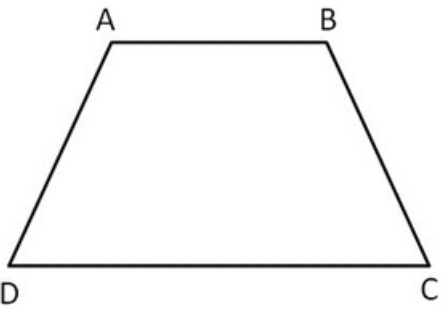


Woorden als banaan

















Woorden met c die je uitspreekt als 'k' of 's'








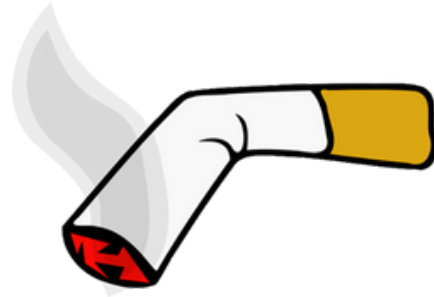




Woorden met i die je uitspreekt als ie

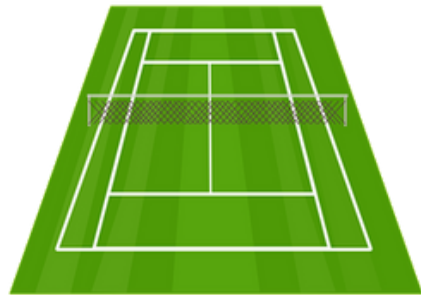


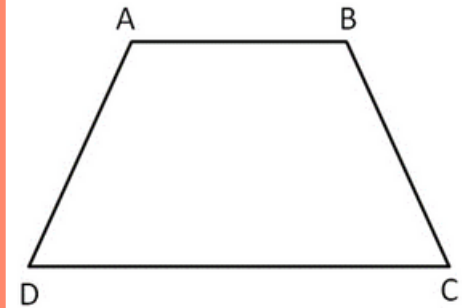








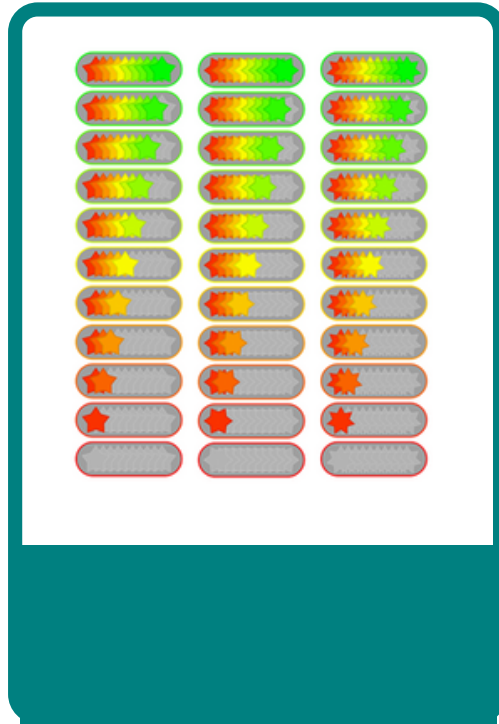

Woorden met ik, is, or en um






Woorden met een j of w die ik niet schrijf







**Afbeeldingen afkomstig
van Pixabay.com**