


HERKENNEN EN CORRECT UITSPREKEN VAN MEDEKLINKERS

Medeklinkers herkennen

1. Luister naar je leerkracht en omring de juiste medeklinker.



REEKS 1

d

h

l

m

REEKS 2

r

w

z

b

REEKS 3

f

k

p

s

REEKS 4

b

d

g

j

REEKS 5

n

t

v

r

REEKS 6


k

m

z

v

2. Lees de woorden en kleur de medeklinkers.



beer



doos



feest




golf




haar




jas




klas



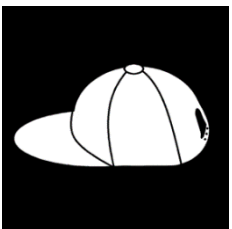
lamp




moe




neus



pet



raam



spin




tand



veer



zon



zon

Uitspreken van medeklinkers

1. Bekijk de medeklinkers en spreek ze correct uit.

b

d

f

g

h

j

k

l

m

n

p

r

s

t

v

w

z

Woorden met -ng en -nk

1. Bekijk de onderstaande woorden met -nk. Spreek ze correct uit.



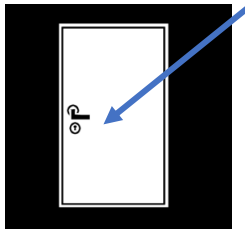
bank



tank



plank




klink



winkel

2. Bekijk de onderstaande woorden met -ng. Spreek ze correct uit.



bang



zwanger



kring

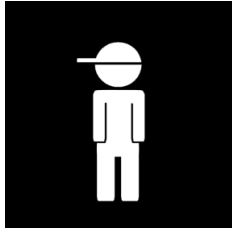


ring




vinger

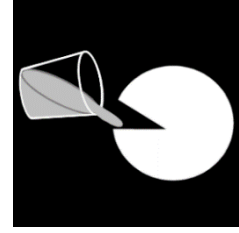
3. Vul aan met -nk of -ng



jo.....en



e.....el




dri.....en



ta.....




zi.....en



de.....en

Woorden die eindigen op -d of -t

Schrijven we een -d of een -t? Bekijk de voorbeelden!



2 paarden

=

het paardd

We schrijven een d




2 tenten

=

de tentt

We schrijven een t


1. Vul aan met -d of -t




krant....




tan....



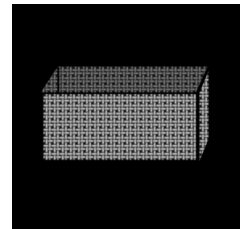
hon....



hoe....




hou....



man....

Woorden die eindigen op -b of -p

Schrijven we een -b of een -p? Bekijk de voorbeelden!




2 kippen

=

de kip

We schrijven een p



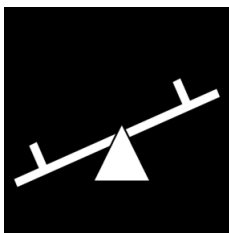
2 krabben

=


de krab

We schrijven een b


1. Vul aan met -b of -p



wi....



ma....



we....