



# BEWERKINGEN

Voor het eerste leerjaar

Meester Warre  
[www.meesterwarre.be](http://www.meesterwarre.be)





@meesterwarre



Meester Warre



Optellen tot 20 (T + E en TE + E)

1. Hoeveel samen?





$10 + 4 = \dots\dots\dots$

$4 + 10 = \dots\dots\dots$





$10 + 7 = \dots\dots\dots$

$7 + 10 = \dots\dots\dots$





$10 + 2 = \dots\dots\dots$

$2 + 10 = \dots\dots\dots$



$10 + 5 = \dots\dots\dots$


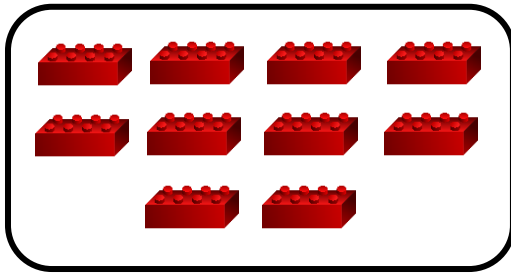
$5 + 10 = \dots\dots\dots$



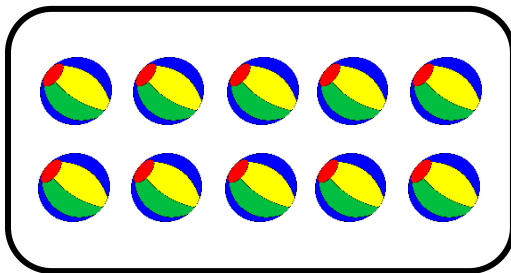
$10 + 9 = \dots\dots\dots$

$9 + 10 = \dots\dots\dots$

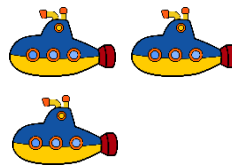
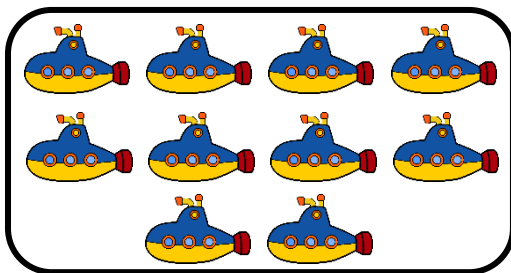
2. Hoeveel samen? Vul in.





$10 + \dots = \dots$



$10 + \dots = \dots$



$10 + \dots = \dots$



$10 + \dots = \dots$

3. Los op.

$10 + 7 = \dots$

$9 + 10 = \dots$

$10 + 5 = \dots$

$10 + 1 = \dots$

$10 + 3 = \dots$

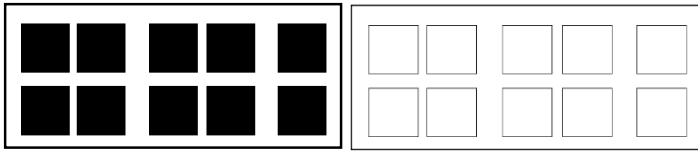
$8 + 10 = \dots$

$4 + 10 = \dots$

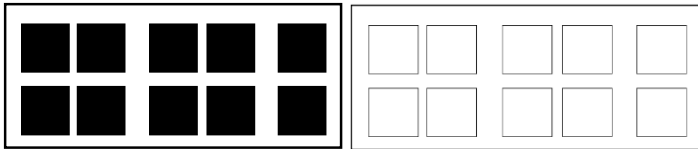
$2 + 10 = \dots$

$10 + 10 = \dots$

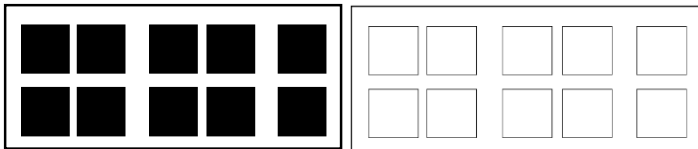
4. Kleur en los op.



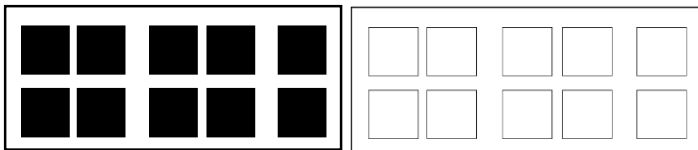
$10 + 6 = \dots\dots\dots$



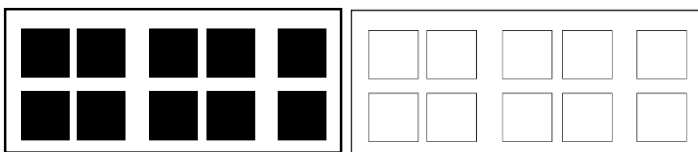
$10 + 9 = \dots\dots\dots$



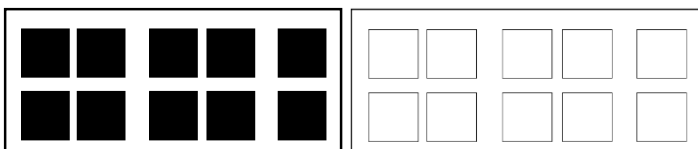
$10 + 10 = \dots\dots\dots$



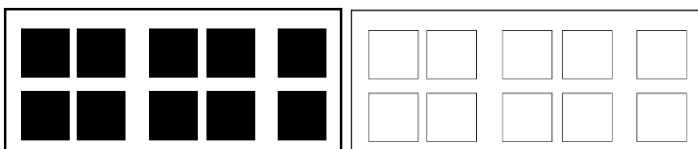
$10 + 1 = \dots\dots\dots$



$10 + 8 = \dots\dots\dots$

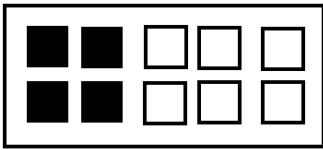


$10 + 5 = \dots\dots\dots$

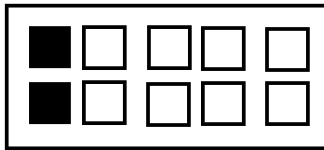


$10 + 7 = \dots\dots\dots$

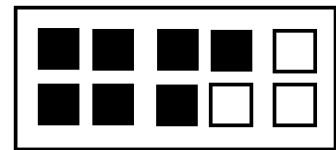
5. Kleur bij. Hoeveel samen? Vul in.




$4 + 2 = \dots\dots\dots$




$2 + 7 = \dots\dots\dots$




$7 + 3 = \dots\dots\dots$



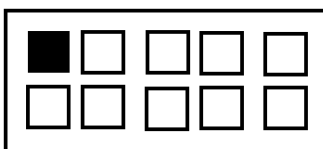
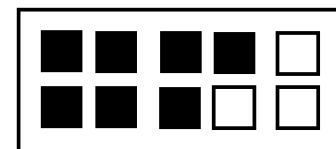
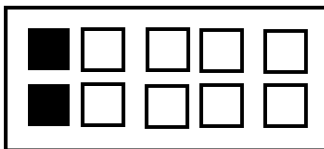
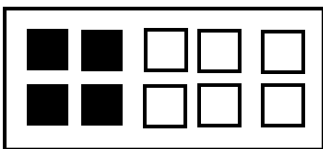
$14 + 2 = \dots\dots\dots$



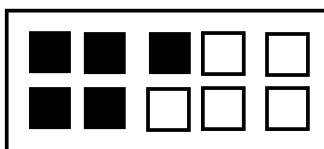
$12 + 7 = \dots\dots\dots$




$17 + 3 = \dots\dots\dots$




$1 + 4 = \dots\dots\dots$




$5 + 3 = \dots\dots\dots$



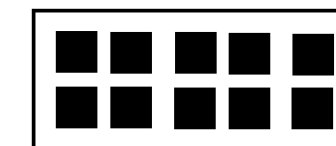
$8 + 0 = \dots\dots\dots$




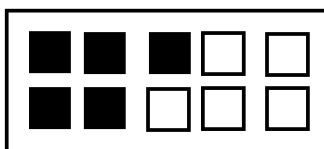
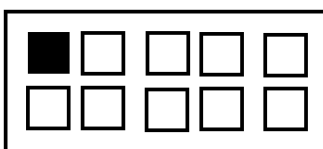
$11 + 4 = \dots\dots\dots$



$15 + 3 = \dots\dots\dots$



$18 + 0 = \dots\dots\dots$



6. Los op.

$17 + 2 = \dots\dots$

$15 + 3 = \dots\dots$

$14 + 1 = \dots\dots$

$11 + 4 = \dots\dots$

$16 + 4 = \dots\dots$

$4 + 13 = \dots\dots$

$6 + 12 = \dots\dots$

$10 + 7 = \dots\dots$

$14 + 4 = \dots\dots$

$18 + 1 = \dots\dots$

$9 + 10 = \dots\dots$


$13 + 6 = \dots\dots$

$11 + 8 = \dots\dots$

$12 + 6 = \dots\dots$


$13 + 2 = \dots\dots$

7. Wat hoort bij elkaar? Verbind.

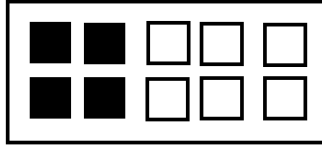


## Aftrekken tot 20 (TE - E)

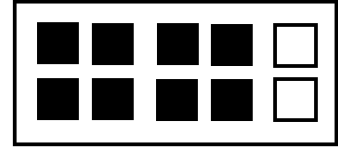
1. Doorstreep en los op.



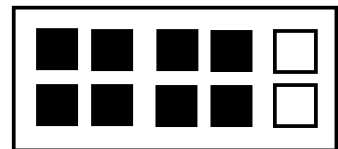
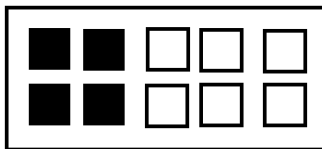

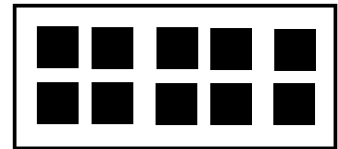
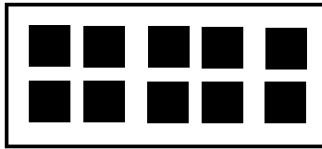

$$9 - 2 = \dots\dots\dots$$



$$4 - 4 = \dots\dots\dots$$



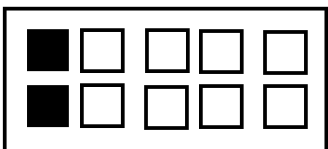
$$8 - 5 = \dots\dots\dots$$



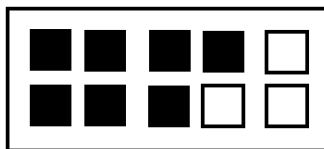
$$19 - 2 = \dots\dots\dots$$

$$14 - 4 = \dots\dots\dots$$

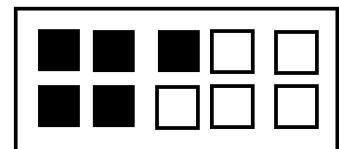
$$18 - 5 = \dots\dots\dots$$



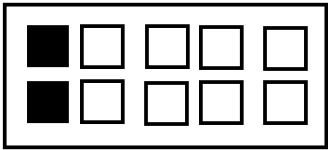



$$2 - 1 = \dots\dots\dots$$



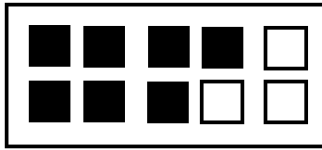
$$7 - 5 = \dots\dots\dots$$



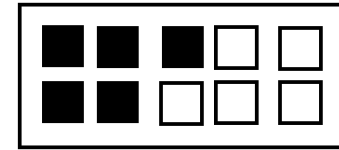
$$5 - 2 = \dots\dots\dots$$



$$12 - 1 = \dots\dots\dots$$

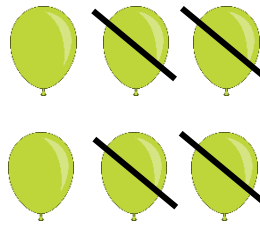



$$17 - 5 = \dots\dots\dots$$





$$15 - 2 = \dots\dots\dots$$



2. Los op.





$$16 - 4 = \dots\dots\dots$$



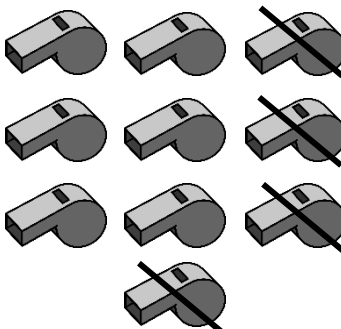
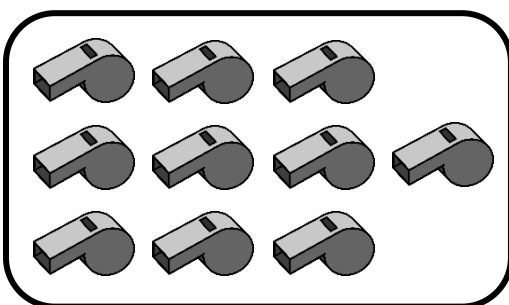
$$19 - 6 = \dots\dots\dots$$



$$13 - 3 = \dots\dots\dots$$



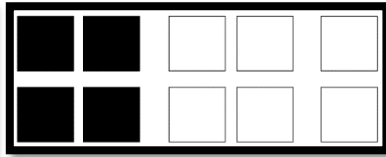

$$16 - 5 = \dots\dots\dots$$



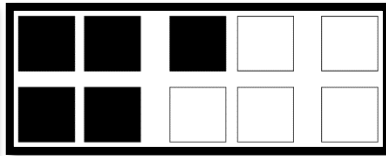

$$20 - 4 = \dots\dots\dots$$



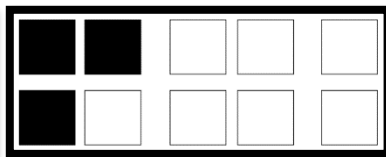

3. Doorstreep en los op.



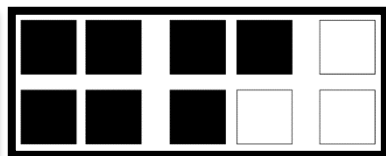

$14 - 2 = \dots\dots\dots$





$15 - 1 = \dots\dots\dots$



$13 - 2 = \dots\dots\dots$

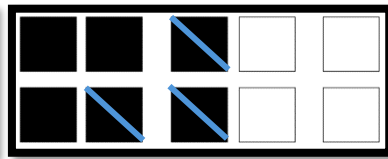



$17 - 3 = \dots\dots\dots$





$20 - 7 = \dots\dots\dots$

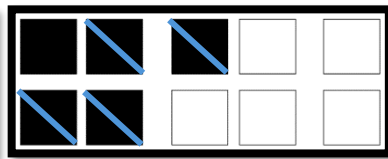

4. Vul de bewerking in en los op.





$$\dots - \dots = \dots$$





$$\dots - \dots = \dots$$



$$\dots - \dots = \dots$$



$$\dots - \dots = \dots$$



$$\dots - \dots = \dots$$



5. Los op.

$$18 - 4 = \dots\dots$$
$$13 - 2 = \dots\dots$$
$$14 - 4 = \dots\dots$$
$$15 - 1 = \dots\dots$$

$$19 - 5 = \dots\dots$$
$$17 - 6 = \dots\dots$$
$$16 - 2 = \dots\dots$$
$$12 - 2 = \dots\dots$$


$$18 - 6 = \dots\dots$$
$$14 - 1 = \dots\dots$$
$$17 - 2 = \dots\dots$$
$$19 - 7 = \dots\dots$$

6. Wat hoort bij elkaar? Verbind.




Aftekken tot 20 (TE - T)


1. Los op.




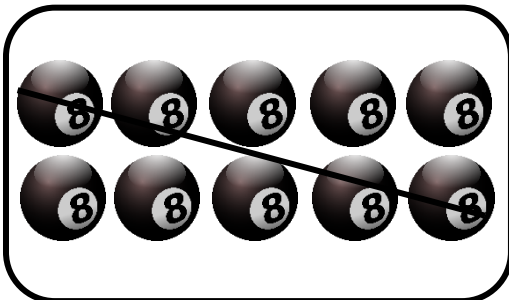
$17 - 10 = \dots\dots\dots$




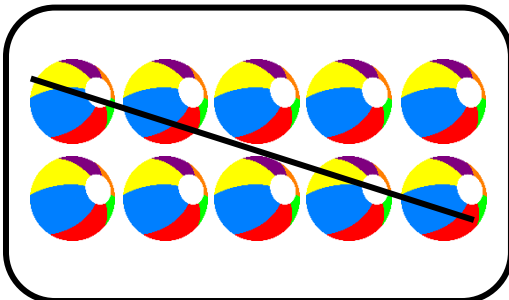
$15 - 10 = \dots\dots\dots$



$18 - 10 = \dots\dots\dots$





$14 - 10 = \dots\dots\dots$

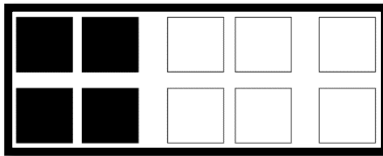



$13 - 10 = \dots\dots\dots$



2. Doorstreep en los op.





$$18 - 10 = \dots\dots\dots$$



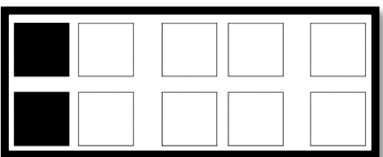

$$14 - 10 = \dots\dots\dots$$



$$20 - 10 = \dots\dots\dots$$

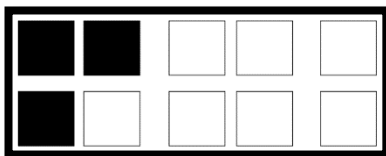


$$19 - 10 = \dots\dots\dots$$

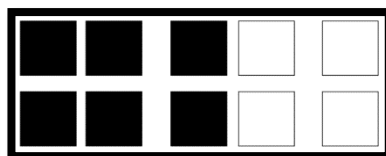
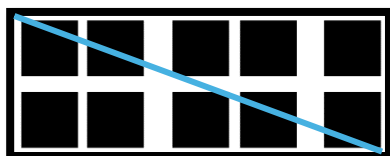


$$12 - 10 = \dots\dots\dots$$

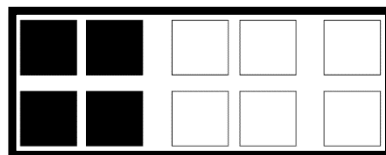
3. Vul de bewerking in en los op.



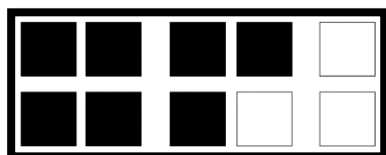
$$\dots - \dots = \dots$$



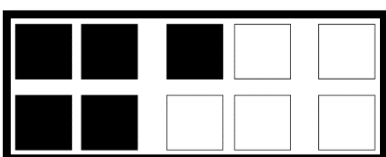
$$\dots - \dots = \dots$$



$$\dots - \dots = \dots$$



$$\dots - \dots = \dots$$



$$\dots - \dots = \dots$$



4. Los op.

$$19 - 10 = \dots\dots$$
$$11 - 10 = \dots\dots$$
$$16 - 10 = \dots\dots$$
$$18 - 10 = \dots\dots$$

$$13 - 10 = \dots\dots$$
$$17 - 10 = \dots\dots$$
$$12 - 10 = \dots\dots$$
$$10 - 10 = \dots\dots$$


$$14 - 10 = \dots\dots$$
$$20 - 10 = \dots\dots$$
$$15 - 10 = \dots\dots$$
$$20 - 20 = \dots\dots$$

5. Wat hoort bij elkaar? Verbind.

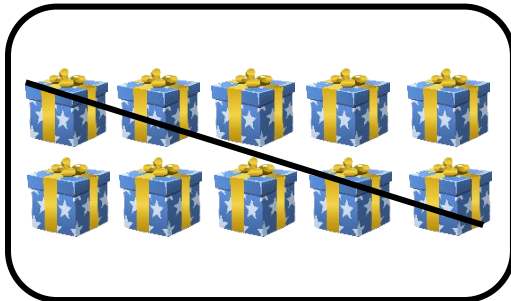


Aftrekken tot 20 (TE - TE)

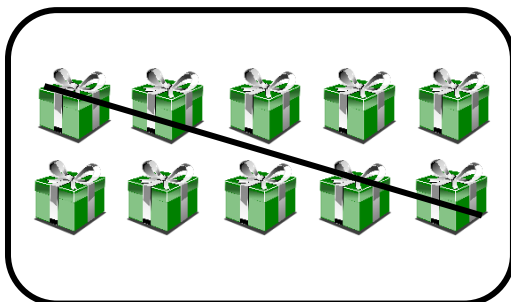
1. Los op.



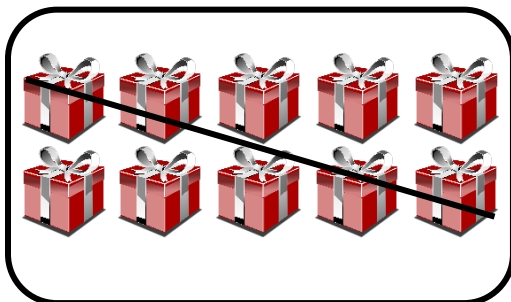
$$14 - 11 = \dots\dots\dots$$




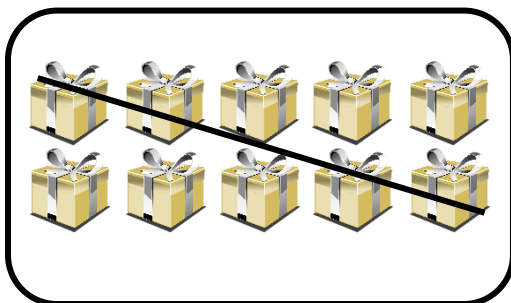
$$17 - 13 = \dots\dots\dots$$



$$19 - 18 = \dots\dots\dots$$





$$14 - 13 = \dots\dots\dots$$



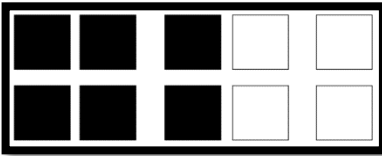

$$16 - 13 = \dots\dots\dots$$



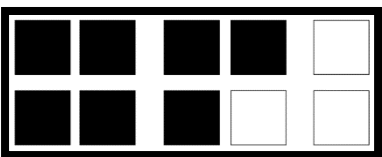

3. Doorstreep en los op.



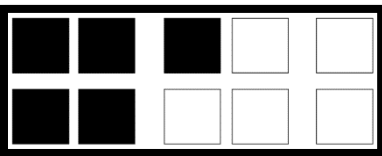

$$18 - 13 = \dots\dots\dots$$





$$16 - 14 = \dots\dots\dots$$



$$17 - 14 = \dots\dots\dots$$

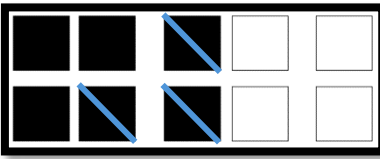



$$15 - 13 = \dots\dots\dots$$

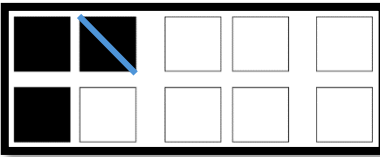


$$19 - 11 = \dots\dots\dots$$

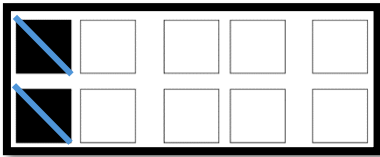
4. Vul de bewerking in en los op.



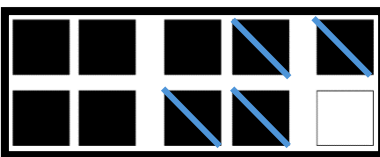
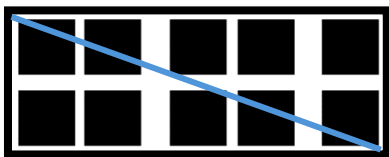
$$\dots - \dots = \dots$$



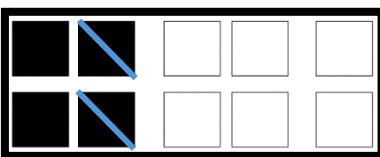
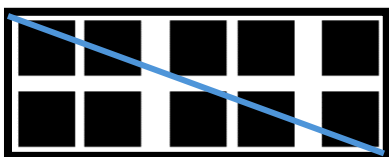
$$\dots - \dots = \dots$$



$$\dots - \dots = \dots$$



$$\dots - \dots = \dots$$



$$\dots - \dots = \dots$$

5. Los op.

$18 - 13 = \dots\dots$

$16 - 15 = \dots\dots$

$18 - 15 = \dots\dots$

$15 - 13 = \dots\dots$

$17 - 15 = \dots\dots$

$17 - 14 = \dots\dots$

$12 - 11 = \dots\dots$

$13 - 13 = \dots\dots$

$16 - 13 = \dots\dots$

$19 - 19 = \dots\dots$

$14 - 11 = \dots\dots$

$19 - 17 = \dots\dots$

$13 - 12 = \dots\dots$

$18 - 17 = \dots\dots$

$18 - 14 = \dots\dots$

$15 - 11 = \dots\dots$

$16 - 14 = \dots\dots$

$18 - 11 = \dots\dots$

$16 - 12 = \dots\dots$

$19 - 17 = \dots\dots$

$19 - 13 = \dots\dots$

$13 - 12 = \dots\dots$

$17 - 13 = \dots\dots$

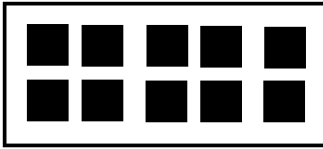
$18 - 12 = \dots\dots$

6. Wat hoort bij elkaar? Verbind.

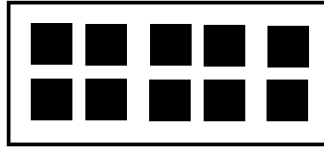


Aftrekken tot 20 (20 - TE)

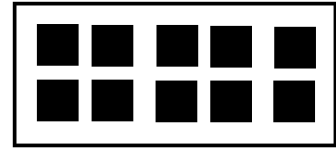
1. Doorstreep en los op.



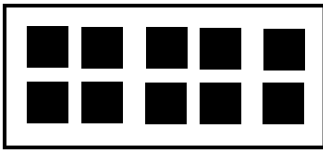
$10 - 4 = \dots\dots\dots$



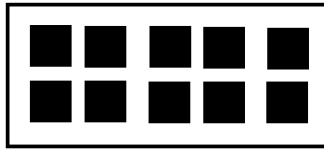
$10 - 8 = \dots\dots\dots$




$10 - 3 = \dots\dots\dots$




$20 - 4 = \dots\dots\dots$




$20 - 8 = \dots\dots\dots$




$20 - 3 = \dots\dots\dots$




$20 - 4 = \dots\dots\dots$




$20 - 8 = \dots\dots\dots$




$20 - 3 = \dots\dots\dots$




$10 - 2 = \dots\dots\dots$




$10 - 6 = \dots\dots\dots$



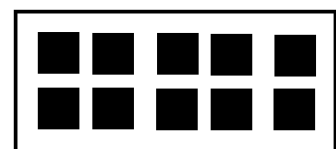
$10 - 9 = \dots\dots\dots$



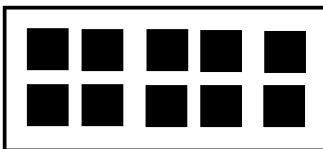
$20 - 2 = \dots\dots\dots$




$20 - 6 = \dots\dots\dots$




$20 - 9 = \dots\dots\dots$



$20 - 2 = \dots\dots\dots$


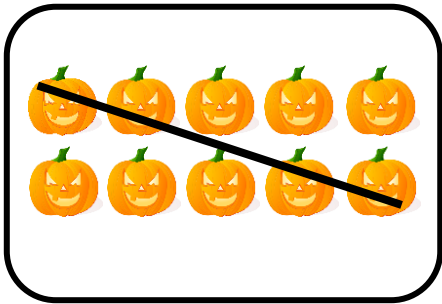


$20 - 6 = \dots\dots\dots$

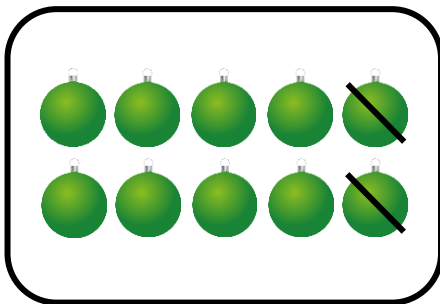
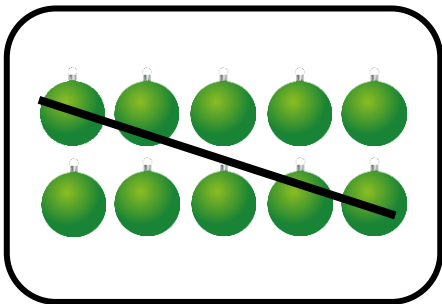


$20 - 9 = \dots\dots\dots$

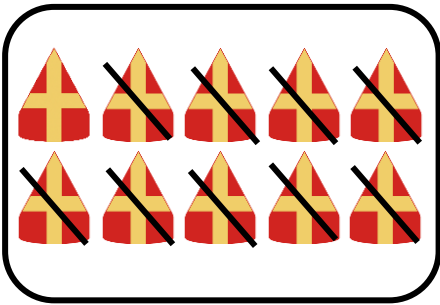
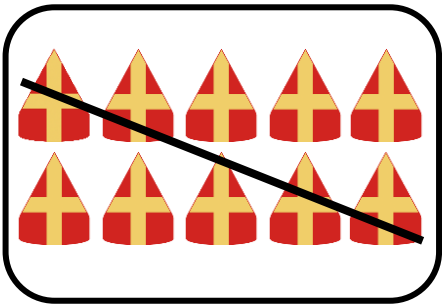
2. Los op.





$20 - 14 = \dots\dots\dots$



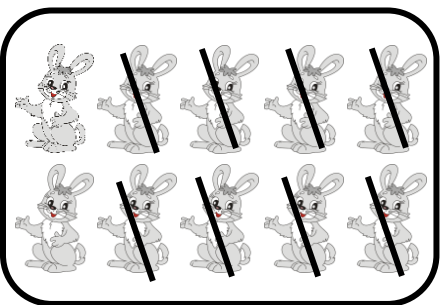

$20 - 12 = \dots\dots\dots$



$20 - 19 = \dots\dots\dots$





$20 - 16 = \dots\dots\dots$





$20 - 18 = \dots\dots\dots$



3. Doorstreep en los op.





$$20 - 15 = \dots\dots\dots$$





$$20 - 11 = \dots\dots\dots$$



$$20 - 13 = \dots\dots\dots$$


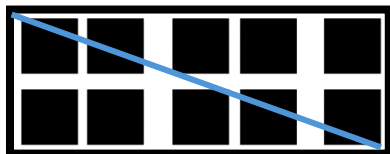


$$20 - 17 = \dots\dots\dots$$




$$20 - 20 = \dots\dots\dots$$

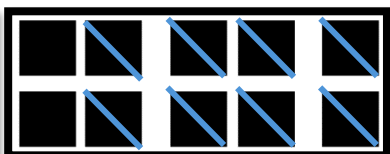
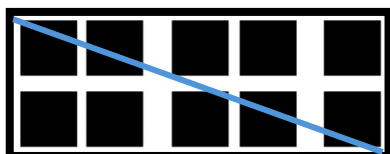
4. Vul de bewerking in en los op.



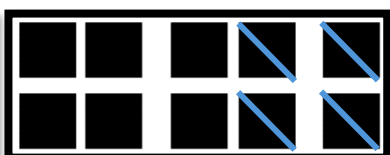
$$\dots - \dots = \dots$$




$$\dots - \dots = \dots$$



$$\dots - \dots = \dots$$



$$\dots - \dots = \dots$$



$$\dots - \dots = \dots$$

5. Los op.

$$20 - 14 = \dots\dots$$
$$20 - 12 = \dots\dots$$
$$20 - 18 = \dots\dots$$
$$20 - 11 = \dots\dots$$

$$20 - 20 = \dots\dots$$
$$20 - 16 = \dots\dots$$
$$20 - 13 = \dots\dots$$
$$20 - 15 = \dots\dots$$

$$20 - 17 = \dots\dots$$
$$20 - 10 = \dots\dots$$
$$20 - 19 = \dots\dots$$

6. Wat past bij elkaar? Verbind.

