

Wat is een sneeuwballendictee?


Een sneeuwballendictee is de ideale manier om nieuwe spellingsregels op een speelse, bewegende manier in te oefenen met de leerlingen. Doordat de woorden die aangeleerd werden tijdens de les gevisualiseerd worden, zullen ze de woorden ook beter begrijpen en sneller kunnen opslaan in het geheugen.

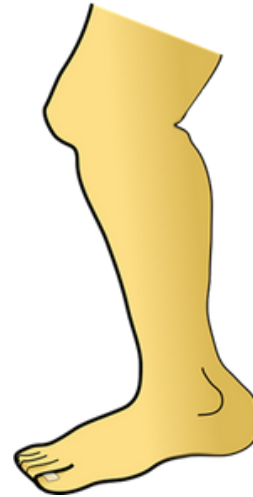
Hoe werkt een sneeuwballendictee?


- Knip de afbeeldingen uit dit bestand uit.
- Verfrommel de afbeeldingen tot propjes (= sneeuwballen)
- Verspreid de sneeuwballen over de klasoppervlakte
- Stel een timer in met 5' (of langer/korter indien gewenst)
- De leerlingen krijgen nu 5' de tijd om sneeuwballen van de grond op te rapen, open te vouwen en te kijken naar de afbeelding. Ze noteren zoveel mogelijk woorden in hun kladschrift. Ze mogen maar één sneeuwbal per keer mogen oprapen en moeten na het noteren van het woord de sneeuwbal terug in de klas gooien.
- Als de tijd voorbij is, stoppen de leerlingen met zoeken. Als ze nog bezig zijn met het opschrijven van een woord, mogen ze die nog afschrijven. Daarna verbetert de leerkracht de opgeschreven woorden. De leerling met de meeste correct geschreven woorden wint het spel.





Verkleinwoorden


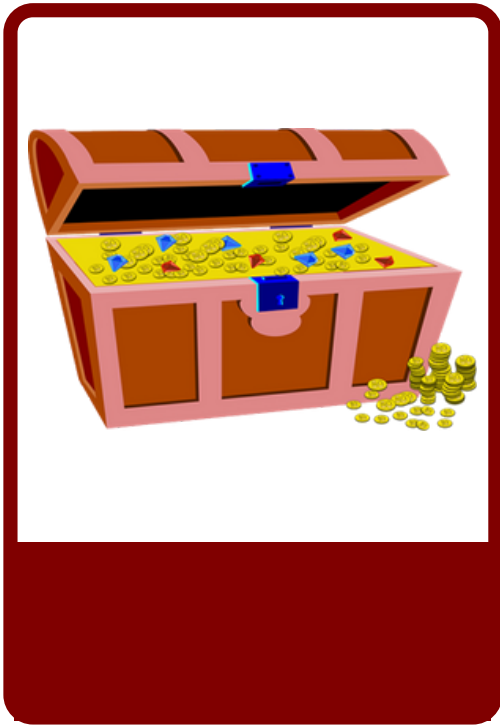






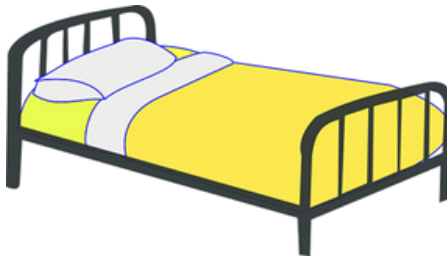








Woorden in het meervoud




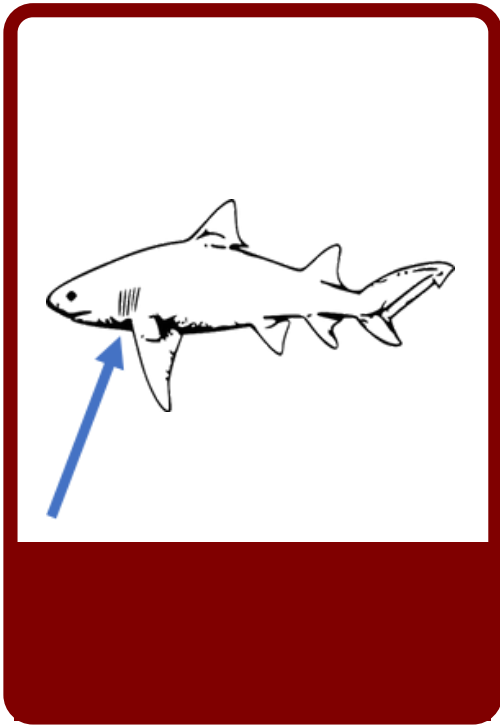

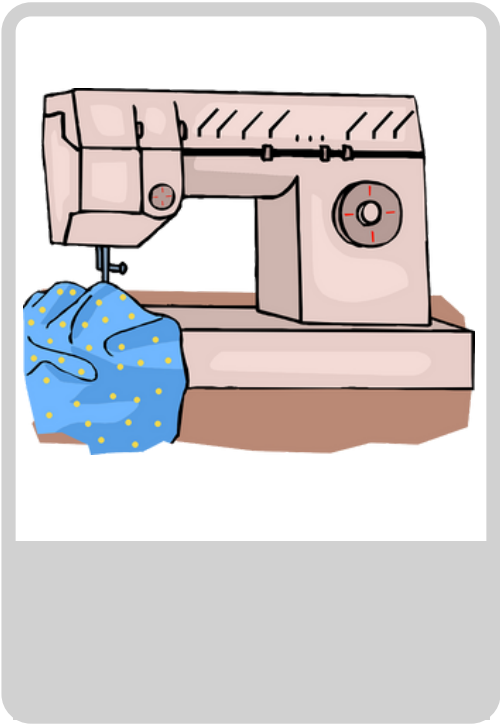




Woorden met aai, ooi, oei, eeuw en ieuw









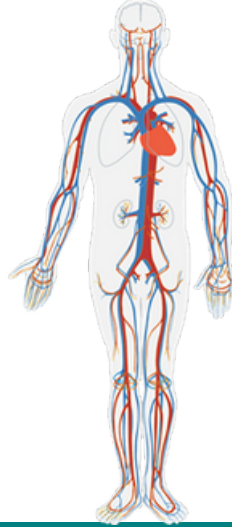




Woorden met g, ch, gt en cht





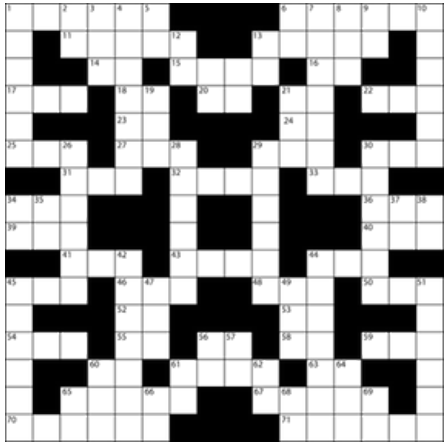
8

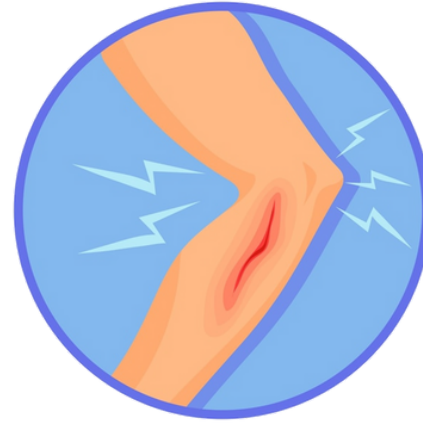





Woorden met d en t











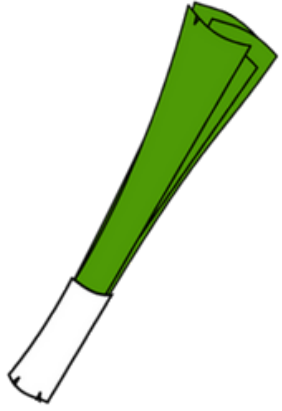


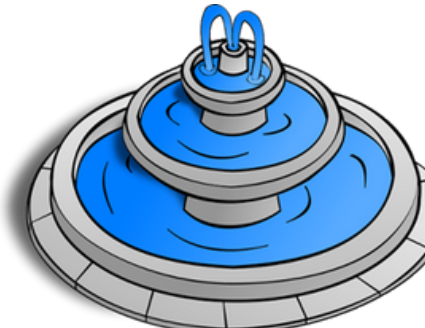



Woorden uit het ei-verhaal












A - ma - zing grace, how sweet the sound, that saved a wretch like me!
I once was lost, but now am found, was blind, but now I see.


This block contains a musical score for the hymn 'Amazing Grace'. It features two systems of music with lyrics. The first system includes the lyrics 'A - ma - zing grace, how sweet the sound, that saved a wretch like me!' and the second system includes 'I once was lost, but now am found, was blind, but now I see.' The score is presented on a white background with a grey footer.



Woorden met au, auw, ou en ouw















Woorden als banaan

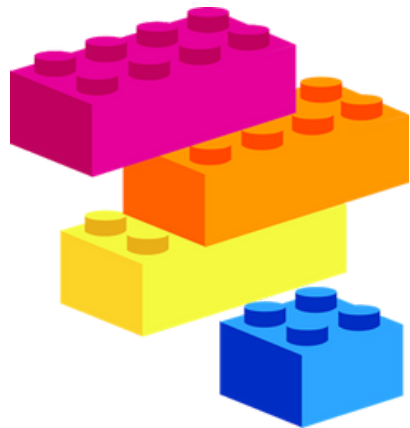




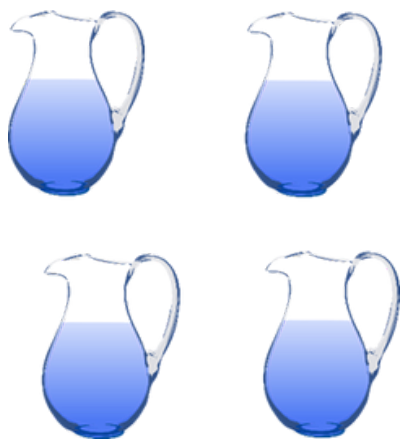
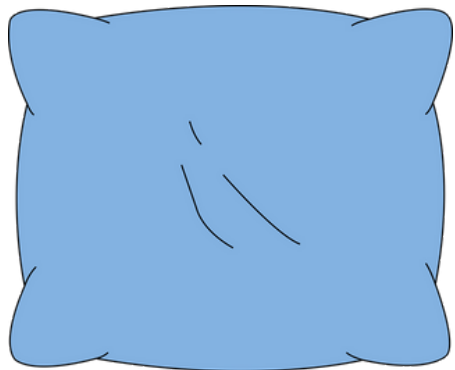



Woorden als katten en beren



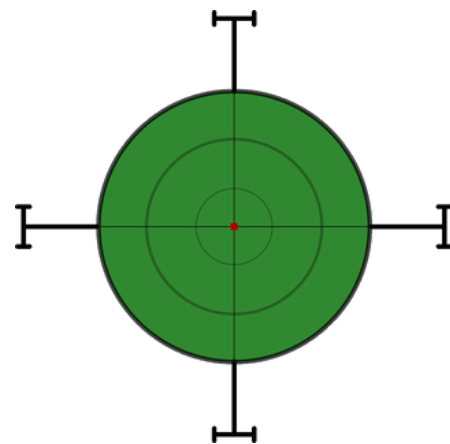











ABCDEF
GHIJKLM
NOPQRST
UVWXYZ











Afbeeldingen afkomstig
van Pixabay.com