



VALENTIJNBUNDEL

Voor anderstalige nieuwkomers

Meester Warre
www.meesterwarre.be



@meesterwarre




Meester Warre

Woordenschat

1. Schrijf de woorden op. Kies uit:

het hart – de roos – de brief – februari – verliefd – het cadeau – de bloemen – rood
















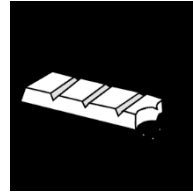



2. Schrijf de woorden op. Kies uit:

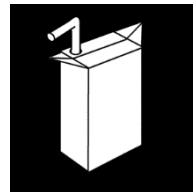
de knuffel – de kus – de chocolade – het drankje – de ring – het huwelijk – de kaars – Valentijn




“









Woorden zoeken

1. Zoek de woorden in het rooster



B	Y	R	B	M	B	N	I	F	G	C	L	A	J	Z	L	E
D	B	L	T	D	V	S	Q	M	S	L	R	M	X	Q	H	H
I	Z	F	H	U	J	Y	O	B	L	O	E	M	E	N	Y	D
E	X	H	U	V	E	R	L	I	E	F	D	C	U	L	H	D
F	B	O	P	M	V	M	J	C	S	X	U	R	I	N	G	R
T	C	V	G	G	H	U	R	X	D	C	S	F	M	M	S	A
L	N	P	M	K	N	U	F	F	E	L	G	W	E	L	A	N
D	D	V	U	K	A	A	R	S	K	R	H	A	R	T	N	K
Y	E	N	I	K	F	R	H	U	K	J	H	S	J	C	B	J
T	V	S	S	Q	C	A	I	J	G	D	Q	S	O	Z	R	E
L	W	P	L	G	T	C	H	O	C	O	L	A	D	E	P	F
Y	T	D	Y	X	B	I	H	V	A	L	E	N	T	I	J	N
S	J	N	O	U	K	M	C	U	S	Z	U	R	G	F	A	O
K	G	T	N	Q	I	Y	F	M	B	A	Y	N	L	N	S	U
M	Y	T	S	X	C	N	L	H	X	B	I	V	O	X	V	C
N	A	R	D	X	L	I	V	B	D	D	R	F	W	U	F	A
S	G	D	V	Y	S	Q	F	E	B	R	U	A	R	I	W	R

- BLOEMEN
- FEBRUARI
- KNUFFEL
- VERLIEFD


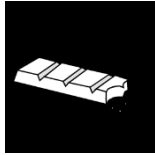








- CHOCOLADE
- HART
- RING

- DRANKJE
- KAARS
- VALENTIJD

Pictogrammen herkennen

Schrijf de woorden onder het juiste pictogram.






		
.....
		
.....
		
.....
		
	


Begrijpend lezen

Lees en voer de opdracht uit.

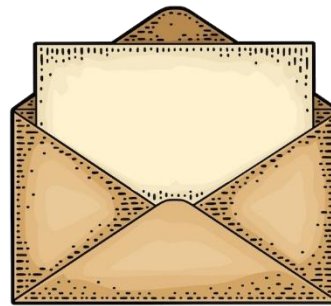


<p>Kleur het hart rood.</p>	
<p>Omkring het grootste hart.</p>	
<p>Teken hartjes boven het koppel.</p>	

Teken **drie bloemen** in de vaas.



Schrijf **je naam** op de brief.



Kleur **de roos** rood.
Kleur **de stengel en de bladeren** groen.



Lettersoep

Zoek het woord. De eerste letter is rood.
Het pictogram kan je helpen!



.....
E B F R I



.....
A E L I N V J T N



.....
A E D A U C



C O A H D E O C L



R N A J K E D



G R N I




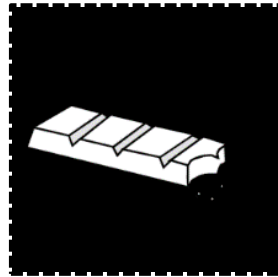




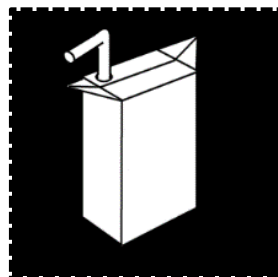

L M O E B N E

Woorden herkennen

Knip de pictogrammen op de volgende pagina uit. Kleef ze op het juiste woord.

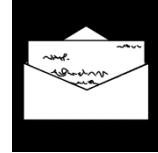


de bloemen	februari	de chocolade	rood	de roos
het drankje	het cadeau	verliefd	de kus	de knuffel
de ring	de brief	de kaars	het huwelijk	Valentijn




Zinnen maken


Schrijf de juiste zin onder de pictogrammen. Kies uit de zinnen in het kader.



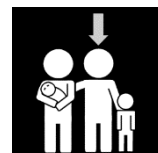


.....



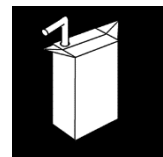
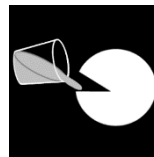
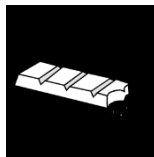


.....



.....



.....



1. Ik eet chocolade en drink een drankje.
2. De roos is rood.
3. Ik schrijf een brief.
4. Ik geef je een kus en een knuffel.
5. Het meisje is verliefd op de jongen.
6. Mama geeft een cadeau aan papa.