

KLINKERS EN TWEEKLANKEN

Meester Warre
www.meesterwarre.be



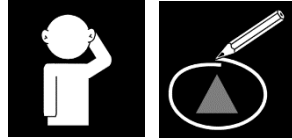
@meesterwarre



Meester Warre

Herkennen van klinkers en tweeklanken

1. De leerkracht spreekt een klinker of tweeklank uit. Omkring het juiste.



REEKS 1

ui

oe

eu

ei

REEKS 2

e

o

a

i

REEKS 3

oo

aa

ee

ie

REEKS 4

u

uu

oo

oe

REEKS 5

ij

eu

aa

ee

REEKS 6


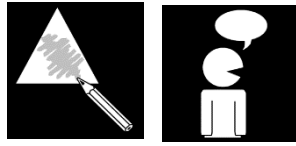
a

ee


i

oo


2. Kleur de klinkers of tweeklanken in de woorden. Spreek ze correct uit.



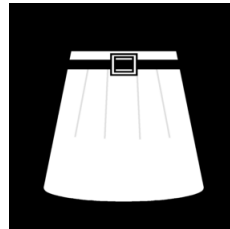
map




pen



kip



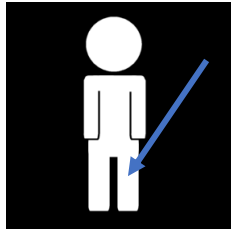
rok



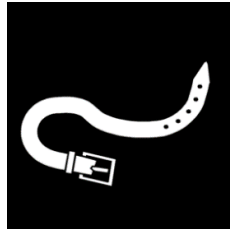
kus




aap



been



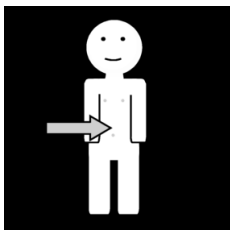
riem




oog




vuur



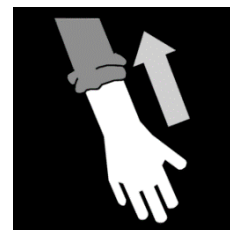
buik




neus



koek



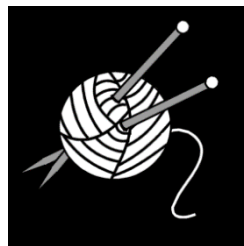
mouw



pauw




ijs



brei

Lezen en correct uitspreken van klinkers en tweeklanken

1. Lees de klinkers en tweeklanken luidop voor.




a e i o u

aa ee ie oo uu


ui eu oe ou au

ij ei

2. Lees de woorden luidop voor. Let op de uitspraak..




bal




kers



ik



kok




rug




kaas



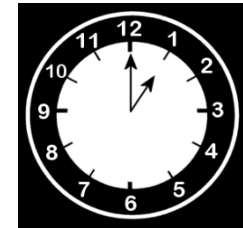
teen




tien




boot




uur



vuist



jeuk



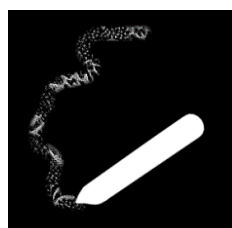
stoel



koud



blauw

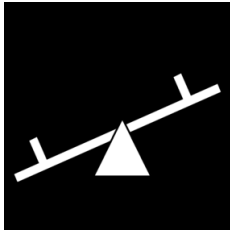
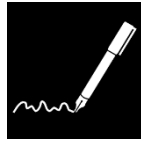


krijt




zeil

Woorden aanvullen met de juiste klinker of tweeklank



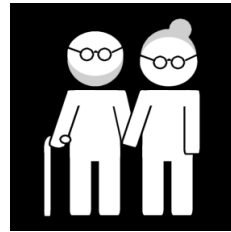
w.....p



k.....




k.....rt




.....d



v.....r



b.....r




t.....nt



m.....s




p.....t



t.....k




k.....s




n.....s



f.....t



p.....w




b.....k




s.....s



vr.....nd




r.....st




r.....




kl.....




br.....k



kr.....s



r.....p



z.....n



h.....s